

HAND PUMP, FOOT PUMP



H-B Hydraulic Hand Pump



H-C Hydraulic Hand Pump




H-A Hydraulic Hand Pump



F-B Hydraulic Foot Pump



H-A2 Hydraulic Hand Pump




F-C Hydraulic Foot Pump


Specifications

Model	Max. Pressure (bar)		Output Per Stroke (cc)		Reservoir Capacity (cc)	Oil Port Thread	Speed	Size (mm) L×W×H	Weight (kg)
	1ST Stage	2ND Stage	1ST Stage	2ND Stage					
H-A	-	700	-	2.8	600	1/4 NPT	Single	530×120×125	6
H-B	20	700	13	2.8	700	3/8 NPT	Two	600×150×150	8
H-A2	-	700	-	2.26	350	1/4 NPT	Single	350×120×125	4.4
F-B	20	700	13	2.8	700	3/8 NPT	Two	708×174×170	11
F-C	20	700	13	2.8	700	3/8 NPT	Two	474×174×192	11
H-C	20	700	13	2.8	2500	3/8 NPT	Two	713×142×200	12

AIR HYDRAULIC PUMP




AP-801



AP-901



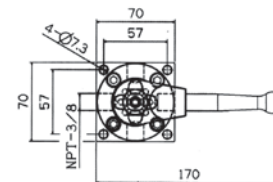
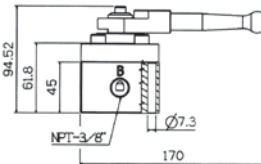
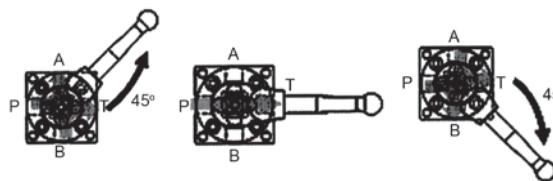
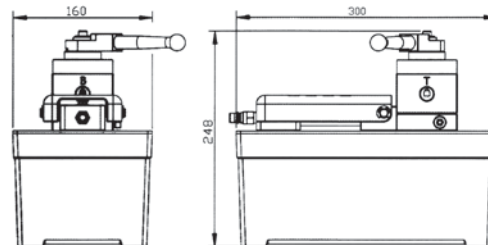
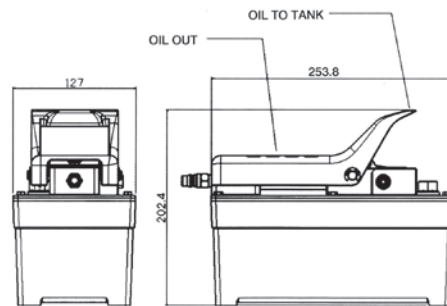
AP-1000
AP-3000



AP-3001



HV-700



Specifications

Model	Max. Pressure (bar)	Output Flow Rated (cc/min)		Air Pressure Range (bar)	Reservoir Capacity (cc)	Usable Oil Capacity (cc)	Oil Port Thread	Acting	Dimension (mm)	Weight (kg)
		Unload	Load							
AP-801	700	500	100	5-11	900	700	1/4 NPT	Single	366x170x178	6.7
AP-901		700			1000	800			370x170x178	6.7
AP-1000		1500	1000		3/8 NPT	Double	260x130x200	6.6		
AP-3000		1280	160				300x160x245	10		
AP-3001							300x160x245	11.2		
HV-700	※ 4-way / 3-position ※ Lever operated, detent positioned			※ Application: Single-or double-acting cylinder ※ Provides "advance", "hold" and "return".					1.26	